

## Choice Activity 2 – Student Sheet

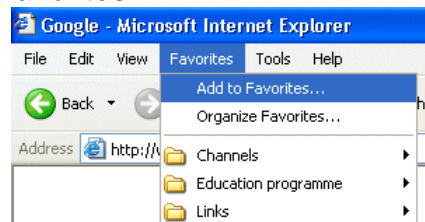
Did you know that when you find some fun sites on the Internet, you could store them in your computer so you can always go back and visit them again? Now let's practice making a folder where you can store all your favourite websites.

1. Open your browser and type in [www.google.com](http://www.google.com) Because this site is really fun and also helpful, it is good to have easy access to it. That is why we are going to put it in our Favourites folder.

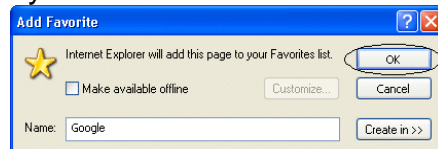
2. At the top of the browser, select *Favorites*



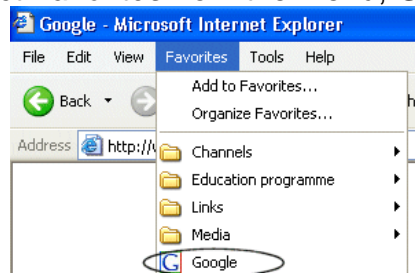
3. Next, select *Add to Favorites...*



4. A window opens and you should click the *OK* button.



By doing this, the *Google* page was saved, and you always have easy access to it. The next time you select *Favorites* from the menu, *Google* will be there.



Now follow the same steps, and try adding one of your own favourite websites.