


DIGITAL LITERACY SKILL: COLLABORATION




2. DISCOVERY

Get your teams to work together on finding relevant information for their presentation or project online.




4. COMMUNICATION

Make sure that everyone is happy with the work you have put together. Listen to each others opinions and take suggestions on board.



1. TEAMS

Assign teams and get them to think of a great team name. Assign each team their project in class, via the platform or through email.



3. CREATE CONTENT

Work together to write your project in your own words. Add pictures and other visual elements to your work. Help each other and edit each others work.



5. PRESENT FINDINGS

Present your project to your class, allow each team member to contribute. Thank your teammates and relax.